



# **International Credit mobility**

**Call for Proposals  
Deadline :2 February 2017**



## What is international credit mobility?

- International opening of Erasmus
- 135,000 grants over 6 years (2015-2020)
- For students & staff (for learning & teaching & **training**)
- Action managed by National Agencies located in Programme Countries (**Decentralised action**)



# Erasmus+

## International cooperation between Programme Countries & Partner Countries

### Programme Countries

#### **EU Member States:**

Austria, Belgium, Bulgaria, Croatia, Cyprus, Czech Republic, Denmark, Estonia, Finland, France, Germany, Greece, Hungary, Ireland, Italy, Latvia, Lithuania, Luxembourg, Malta, Netherlands, Poland, Portugal, Romania, Slovakia, Slovenia, Spain, Sweden, United Kingdom

#### **Other programme countries:**

Iceland, Liechtenstein, Norway, former Yugoslav Republic of Macedonia, Turkey.

### Partner Countries

#### **Other countries except:**

All other countries worldwide except Switzerland, Andorra, Monaco, San Marino, Vatican and the countries of the Gulf Cooperation Council.



## Types and duration

- All levels (short cycle, Bachelor, Master, PhD)
- All disciplines
- Students: from 3 months (or academic term) up to a maximum of 12 months in each study cycle.
- Staff: from 5 days up to 2 months



## Mobility based on agreements

- **Inter-institutional agreements** fix mobility flows & conditions
- Should be signed before mobility starts

[ec.europa.eu/education/opportunities/higher-education/quality-framework\\_en.htm](http://ec.europa.eu/education/opportunities/higher-education/quality-framework_en.htm)

- **Learning Agreement** for students
- **Mobility Agreement** for staff



**Erasmus+ Programme**  
 Key Action 1  
 – Mobility for learners and staff –  
 Higher Education Student and Staff Mobility

**Inter-institutional<sup>1</sup> agreement 2014-20[21]<sup>2</sup>**  
 between programme countries

**[Minimum requirements]<sup>3</sup>**

The institutions named below agree to cooperate for the exchange of students and/or staff in the context of the Erasmus+ programme. They commit to respect the quality requirements of the Erasmus Charter for Higher Education in all aspects related to the organisation and management of the mobility, in particular the recognition of the credits awarded to students by the partner institution.

**A. Information about higher education institutions**

Name of the institution (and department, where relevant)	Erasmus code	Contact details <sup>4</sup> (email, phone)	Website (esp. of the course catalogue)
[...]			

<sup>1</sup> Inter-institutional agreements can be signed by two or more higher education institutions  
<sup>2</sup> Higher Education Institutions have to agree on the period of validity of this agreement  
<sup>3</sup> Clauses may be added to this template agreement to better reflect the nature of the institutional partnership.  
<sup>4</sup> Contact details to reach the senior officer in charge of this agreement and of its possible updates.

1



# Erasmus+

---

## Managing mobility

- ✓ Each National Agency established in a Programme Country has a budget.
- ✓ The HEI in a Programme Country applies on behalf of the partnership to its National Agency.
- ✓ 16 or 24 months to organise mobilities.
- ✓ Budget    Organisation support, Living Allowance, Travel



## Student Unit Costs

- Incoming to Prog. Countries  
€850,  
€800,  
€750
- Outgoing from Prog. Countries  
€650

Group 1 higher living costs	DK, IE, FR, IT, AT, FI, SE, UK, LI, NO
Group 2 medium living costs	BE, CZ, DE, EL, ES, HR, CY, LU, NL, PO, SI, IS, TR
Group 3 lower living costs	BG, EE, LV, LT, HU, MT, PL, RO, SK, FYROM



## Staff unit costs

Host Country	Per Diem
<b>DK, IE, NL, SE, UK</b>	160
<b>BE, BG, CZ, EL, FR, IT, CY, LU, HU, AT, PL, RO, FI, IS, LI, NO, TR</b>	140
<b>DE, ES, LV, MT, PO, SK, FYROM</b>	120
<b>EE, HR, LT, SI</b>	100
<b>Partner Countries</b>	160





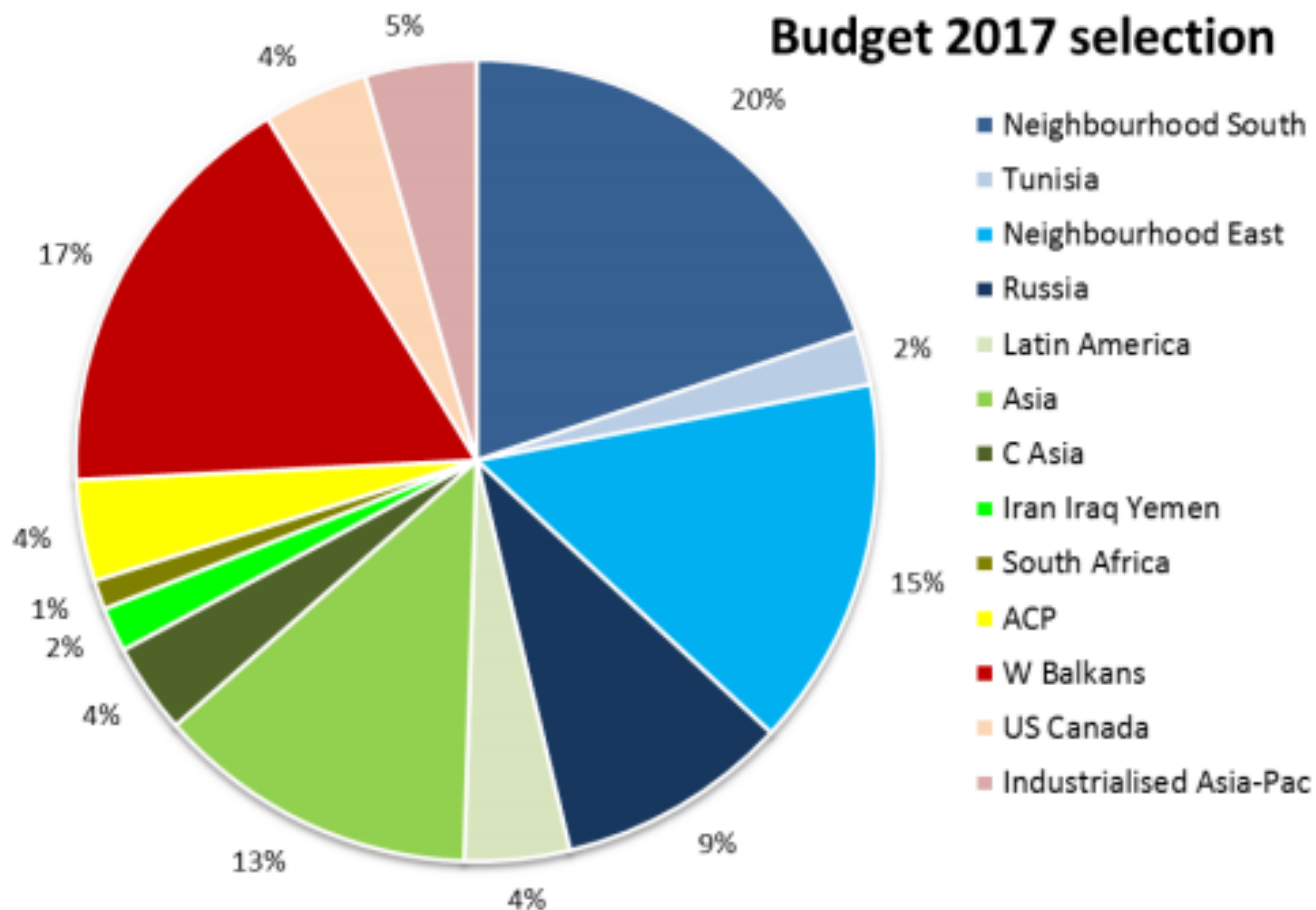
## Travel

<b>Travel distances (km)</b>	<b>€ / participant</b>
<b>100 - 499</b>	<b>180</b>
<b>500 - 1999</b>	<b>275</b>
<b>2000 - 2999</b>	<b>360</b>
<b>3000 - 3999</b>	<b>530</b>
<b>4000 - 7999</b>	<b>820</b>
<b>≥8000</b>	<b>1100</b>



# Erasmus+

### International credit mobility Budget 2017 selection



**In 2017,  
Over 130  
million  
Euros will  
be shared  
between  
the 33  
Programm  
e Countries**



# Erasmus+

---

## How to apply

Deadline: **2 February 2017**

- **Partner Countries:** discuss inter-institutional agreements with Programme Country partners (based on previous relationships, new needs, ...).
- The “Programme Country” Institution should apply on behalf of the partnership to its National Agency.

**Application form : You can find a model at**

**[ec.europa.eu/programmes/erasmus-plus/sites/erasmusplus/files/files/resources/2016-mobility-programme-partner-countries\\_en.pdf](http://ec.europa.eu/programmes/erasmus-plus/sites/erasmusplus/files/files/resources/2016-mobility-programme-partner-countries_en.pdf)**



# Erasmus+

---

## Application form: qualitative assessment

### Relevance of mobility project

- Internationalisation strategy
- Types of mobility

### Quality of cooperation

- Previous experience
- Definition of responsibilities & tasks

### Quality of project **design** & **implementation**

- Selection, support and recognition

### Impact & dissemination

- Impact on different levels
- Dissemination measures



# Erasmus+

---

## More information

### Information on Erasmus+

[ec.europa.eu/programmes/erasmus-plus/](https://ec.europa.eu/programmes/erasmus-plus/)

### National Agencies

[ec.europa.eu/programmes/erasmus-plus/tools/national-agencies](https://ec.europa.eu/programmes/erasmus-plus/tools/national-agencies)



# Erasmus+

## Lebanon : 2015 – 2016 Selections

	Applic- ations	Selected Projects	Success Rate	Grant Awarded (EUR)	Total Participants Awarded	Participants Incoming (to EU)	Participants Outgoing (from EU)
<i>2015</i>	84	51	61%	1,640,000	405	314	91
<i>2016</i>	82	51	62%	2,038,000	577	432	145

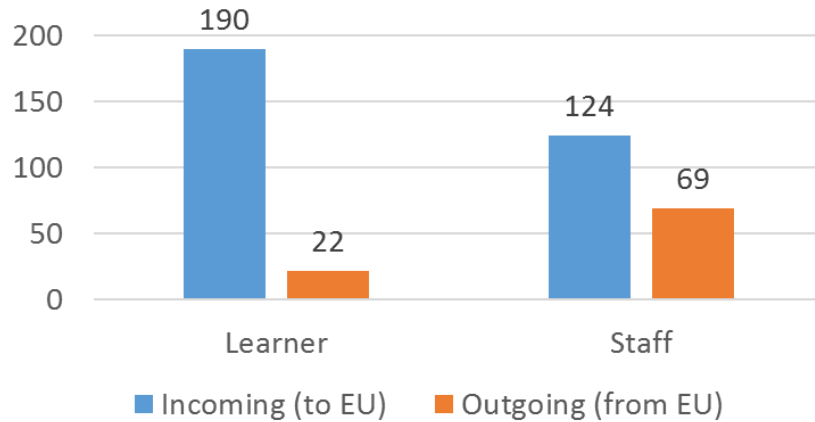
The same number of projects have been selected in 2015 and 2016 but in 2016 the budget has increased by 25 % and the number of mobilities by 42% .  
So we have to look at the same time at the number of the mobilities but also at the budget allocated.



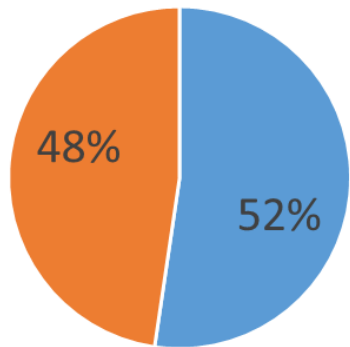
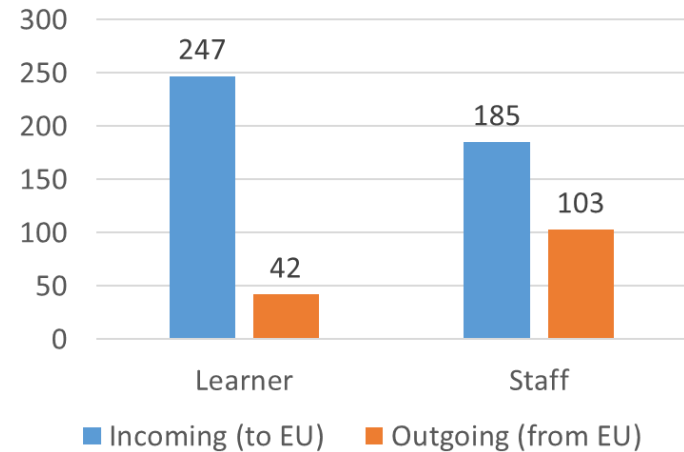
# Erasmus+

## Learner / Staff Repartition

(2015 Selection)

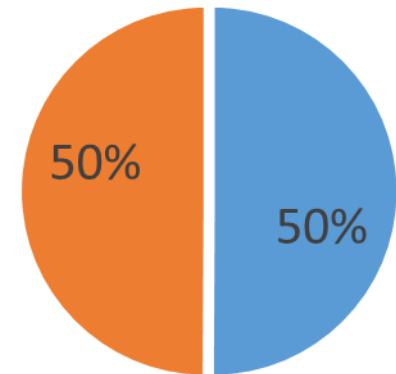


(2016 Selection)



Almost 75% of the mobilities are in the direction Lebanon to Europe

The distribution of mobilities between students and staff is almost fifty fifty.





## Programme Countries Repartition (2016 Selection)

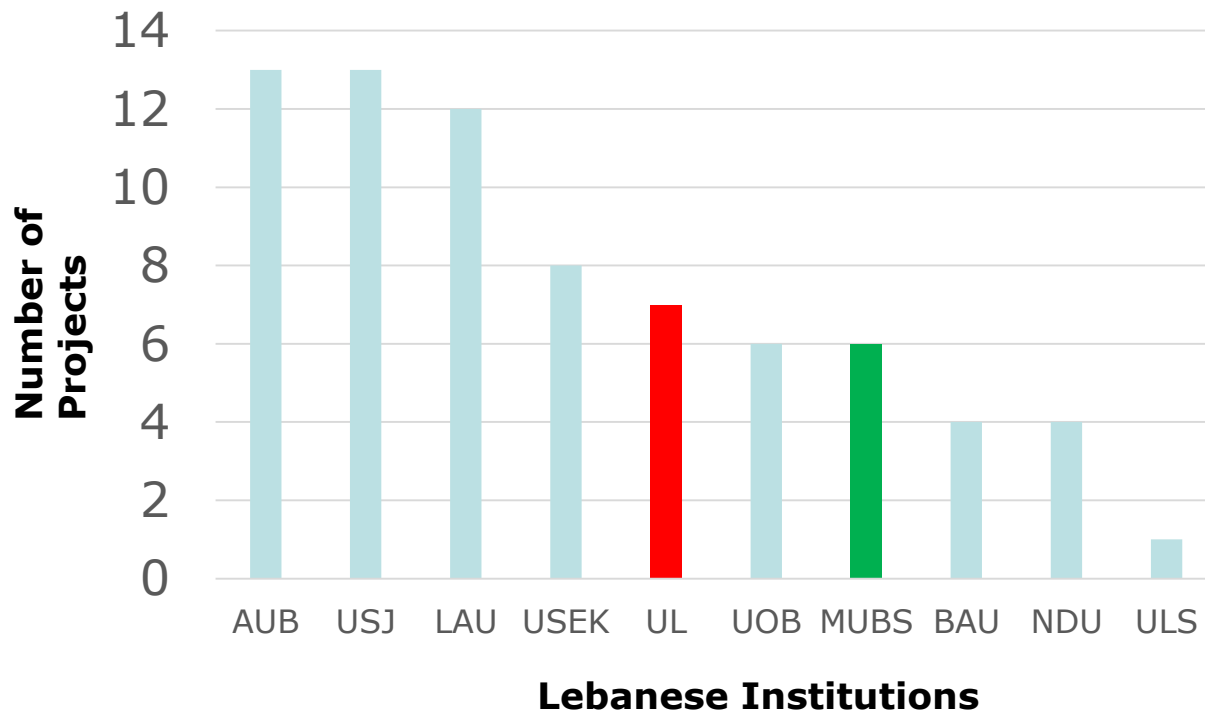
NA Code	Applications	Selected Projects	Success Rate	Grant Awarded (EUR)	Total Participants Awarded	Participants Incoming (to EU)	Participants Outgoing (from EU)
AT01	1	1	100 %	26,000	9	8	1
BE01	3	1	33 %	19,000	7	4	3
BG01	1	1	100 %	9,000	2	2	
CY01	3	1	33 %	4,000	2	1	1
DE01	4	3	75 %	198,000	58	37	21
DK01	4	3	75 %	191,000	56	46	10
EL01	3	3	100 %	34,000	16	13	3
ES01	10	7	70 %	164,000	51	38	13
FI01	2	2	100 %	44,000	12	9	3
FR01	17	5	29 %	490,000	104	86	18
HU01	1	1	100 %	44,000	9	5	4
IE02	2	2	100 %	76,000	12	10	2
IS01	1	1	100 %	9,000	4	2	2
IT02	8	5	63 %	164,000	42	29	13
LT01	3	2	67 %	27,000	13	8	5
PL01	4	4	100 %	202,000	76	68	8
PT01	2	1	50 %	16,000	4	4	
RO01	2	2	100 %	27,000	12	7	5
SE01	1	1	100 %	53,000	15	9	6
SI01	1	1	100 %	12,000	5	3	2
TR01	7	3	43 %	209,000	61	40	21
UK01	2	1	50 %	21,000	7	3	4
<b>Total</b>	<b>82</b>	<b>51</b>	<b>62%</b>	<b>2,038,000</b>	<b>577</b>	<b>432</b>	<b>145</b>





# Erasmus+

## Lebanese Universities Repartition - 2016 Selection





Erasmus+

---

**Thank You**

**Questions ?**